



































































































Botanical Name	Common Name	Mature Height 	Mature Spread 	Growth Habit 	Spacing Category 	Electric Line Offset 	Soil Moisture 	Drought Tolerance 	Wind Resistance 	Notes 	<div>Conspicuous Flowers </div> <div>Edible Fruit or Nuts </div>
NATIVE CANOPY TREES 											
<i>Acer rubrum</i>	Red Maple	30'-60'	40'	Upright	B	15'	Wet or Dry	Medium	Poor	Deciduous; red fall foliage, preferred cultivars Florida Flame and Summer Red.	
<i>Betula nigra</i>	River Birch	40'-50'	25'-40'	Upright, angular	B	15'	Wet or Moderate	Low	Moderate	Deciduous; yellow fall foliage; distinctive bark; good wildlife value; needs acidic soil.	
<i>Carya glabra</i>	Pignut Hickory	60'-80'	20'-30'	Upright	A	20'	Well-drained	High	Moderate	Deciduous; edible nut; gold fall foliage.	
<i>Carya ovata</i>	Shag Bark	60'-80'	25'-35'	Upright	A	20'	Well-drained	High	Moderate	Deciduous; may be the best ornamental hickory due to open branching habit and shaggy bark.	
<i>Celtis laevigata</i>	Hackberry, Sugarberry	50'-70'	50'-70'	Rounded Vase	A	20'	Varied	Low	Moderate	Deciduous; food source for birds; tolerates root disturbance, good parking lot & street tree. Fast grower. Edible nuts.	
<i>Fraxinus caroliniana</i>	Carolina Ash	40'	20'	Rounded Narrow	A	20'	Moist to Wet	Medium	Poor	Deciduous; multi-trunked.	
<i>Fraxinus pennsylvanica</i>	Green Ash	60'-70'	40'-45'	Upright, oval	A	20'	Varied	Medium	Poor	Deciduous; abundant seed set; seedless cultivars are available; rapidly growing tree; large surface roots can develop.	
<i>Liquidambar styraciflua</i>	Sweetgum	60'-75'	30'-50'	Upright	A	20'	Moist, Well-drained	High	Moderate	Deciduous; red fall foliage; spiny burrs a problem when tree overhangs pedestrian areas (fruitless cv. 'Rotundiloba' may avoid this problem); aggressive surface roots.	
<i>Liriodendron tulipifera</i>	Tulip Tree	80'-120'	25'-40'	Pyramidal	A	20'	Moist, Well-drained	Medium	Moderate	Deciduous; yellow-orange flower.	
<i>Magnolia grandiflora</i>	Southern Magnolia	60'-80'	30'-40'	Upright, pyramidal	A	20'	Varied	Medium	Excellent	Evergreen; large, white, fragrant flowers in late spring. Cultivars Bracken's Brown Beauty, D. D. Blanchard, Chloe, Claudia Wanamaker.	
<i>Nyssa sylvatica</i>	Black Gum	65'-75'	25'-35'	Pyramidal to Oval	B	15'	Moist to Wet	High	Moderate	Also known as BlackTupelo & Sour Gum; deciduous; fall color.	
<i>Pinus clausa</i>	Sand Pine	60' - 80'	15'-40'	Pyramidal	B	15'	Well-drained	High	Poor	Evergreen. Sand pines tend to lean, use with caution near structures. Fire resistant.	
<i>Pinus elliotti</i>	Slash Pine	60'-100'	30'-60'	Upright, open	B	15'	Varied	High	Moderate	Evergreen; long needles; lower limbs shed with age.	
<i>Pinus palustris</i>	Longleaf Pine	60'-80'	30'-40'	Upright, irregular	B	15'	Varied	High	Moderate	Evergreen.	
<i>Platanus occidentalis</i>	Sycamore	75'-90'	60'-70'	Pyramidal to rounded	A	20'	Varied	Medium	Moderate	Deciduous; prone to leaf scorch, lace bugs and anthracnose problems; aggressive surface roots. Not recommended in constricted urban conditions.	

Botanical Name	Common Name	Mature Height 	Mature Spread 	Growth Habit 	Spacing Category 	Electric Line Offset 	Soil Moisture 	Drought Tolerance 	Wind Resistance 	Notes 	<div>Conspicuous Flowers </div> <div>Edible Fruit or Nuts </div>
<i>Quercus geminata</i>	Sand Live Oak	30' - 90'	30'-60'	Spreading	B	15'	Well drained, sandy	High	Excellent	Semi-deciduous. Grows smaller, more upright and open-crowned than <i>Q. virginiana</i> . Named for habit of bearing acorns in pairs and for its sandy habitat. Varies in height, 20 – 30' in a coastal or scrub habitat and 30-90' inland.	
<i>Quercus hemispherica</i>	Laurel Oak	65'-100'	40'	Upright	A	20'	Well-drained	Medium	Poor	Prone to heart rot; good wildlife value.	
<i>Quercus laevis</i>	Turkey Oak	20'-30'	15'-20'	Upright	B	15'	Well-drained, sandy	High	Excellent	Deciduous; fall color.	
<i>Quercus michauxii</i>	Swamp Chestnut	60'-80'	30'-50'	Narrow rounded	A	20'	Moist	Low	Excellent	Deciduous; fall color.	
<i>Quercus nuttallii</i>	Nuttal Oak	60'-80'	40'-50'	Upright	A	20'	Varied	Medium	Moderate	Similar in nature to the Shumard Oak, the Nuttall Oak grows faster and is well suited for wet sites.	
<i>Quercus shumardii</i>	Shumard Oak	60'-80'	40'-50'	Upright	A	20'	Varied	High	Moderate	Deciduous; fall color; good Laurel Oak substitute; fast grower; tolerates high pH.	
<i>Quercus virginiana</i>	Live Oak	60'-80'	60'-120'	Spreading	A	20'	Varied	High	Excellent	Semi-deciduous; spreading oak, durable; life span into centuries; good street tree; disease resistant. Cultivars Cathedral and High Rise.	
<i>Taxodium ascendens</i>	Pond Cypress	60'-80'	15'-30'	Upright	B	15'	Dry to Wet	High	Excellent	Deciduous; wildlife value.	
<i>Taxodium distichum</i>	Bald Cypress	60'-80'	15'-30'	Upright	B	15'	Dry to Wet	High	Excellent	Deciduous; wildlife value.	
<i>Ulmus alata</i>	Winged Elm	40'-70'	30'-40'	Rounded to Vase	A	20'	Dry to Wet	High	Moderate	Deciduous; distinctive winged characteristic of bark. Wildlife value, good nesting tree.	
NON-NATIVE CANOPY TREES											
<i>Carya illinoensis</i>	Pecan	60'-100'	40'-60'	Broad, oval	A	20'	Moist to well-drained	High	Moderate	Deciduous; edible nut; long lived. 	
<i>Cupressus sempervirens</i>	Italian Cypress	40'-60'	5'-15'	Columnar	C	10'	Well-drained	High	Poor	Evergreen; very prone to mites and canker.	
<i>Ginkgo biloba</i>	Ginkgo	50'-60'	30'-60'	Irregular, spreading	A	20'	Dry to Moist	High	Excellent	Deciduous; species is 150-million years old yet extinct in the wild; pest free; yellow fall foliage.	
<i>Liquidambar formosana</i>	Oriental Sweetgum Formosa	40'-60'	30'-45'	Pyramidal to rounded	A	20'	Well-drained	Medium	Moderate	Deciduous; red, yellow fall foliage; AKA Formosan Gum; 3 lobed leaf.	
<i>Salix alba</i>	White Willow	45'-70'	45'-70'	Rounded, Upright	B	15'	Moist to Wet	Medium	Poor	Semi-deciduous; graceful form; aggressive roots; salt tolerant fast grower but short life span.	
<i>Ulmus parvifolia</i> “Allee”	Allee Elm	40'-50'	35'-50'	Upright, oval to vase	A	20'	Well-drained	High	Poor	Deciduous; distinct exfoliating bark (lace bark), resistant to Dutch Elm Disease; other varieties are Drake and Bosque.	

Botanical Name	Common Name	Mature Height 	Mature Spread 	Growth Habit 	Spacing Category 	Electric Line Offset 	Soil Moisture 	Drought Tolerance 	Wind Resistance 	Notes 	<div>Conspicuous Flowers </div> <div>Edible Fruit or Nuts </div>
NATIVE UNDERSTORY TREES 											
<i>Amelanchier arborea</i>	Serviceberry	10'-25'	15'-20'	Round, upright	C	None	Well-drained	Medium	Moderate	Good for naturalistic plantings.	
<i>Asimina triloba</i>	Paw Paw	15'-20'	15'-20'	Round to irregular	C	None	Well-drained	High	Moderate	Good for naturalistic plantings and slope stabilization.	
<i>Carpinus caroliniana</i>	American Hornbeam	20'-40'	20'-40'	Upright, oval	B	15'	Moist to Wet	Medium	Excellent	Deciduous; yellow to red fall foliage; will not tolerate alkaline soil.	
<i>Cercis Canadensis</i>	Redbud	20'-30'	15'-20'	Upright, oval	C	10'	Moist to Dry	High	Poor	Deciduous; showy magenta flowers in early spring; yellow fall color. 	
<i>Chionanthus virginicus</i>	Fringetree	10'-20'	10'-15'	Rounded	C	None	Well-Drained	Medium	Moderate	Deciduous; showy, white, fragrant flowers in early spring; wildlife value. 	
<i>Cornus florida</i>	Flowering Dogwood	20'-30'	15'-25'	Rounded	B	15'	Well-Drained	Medium	Excellent	Deciduous; showy white flowers in early spring; "Weaver" best for Central Florida. 	
<i>Crataegus marshalli</i>	Parsley Hawthorn	15'-25'	10'-15'	Upright vase	C	None	Moist to Wet	High	Moderate	Edible fruit; wildlife value; ornamental parsley like foliage.  	
<i>Crataegus opaca</i>	Mayhaw	15'-30'	15'	Oval	C	10'	Moist to Wet	High	Moderate	Edible fruit; deciduous; wildlife value; densest of all Crataegus species.  	
<i>Diospyros virginiana</i>	Persimmon	30'	20'-25'	Rounded	C	10'	Moist to Wet	High	Excellent	Deciduous; edible fruit after first year; good wildlife value; fruit attracts mammals and may cause messy litter. 	
<i>Gordonia lasianthus</i>	Loblolly Bay	30'-40'	10'-20'	Narrow, conical	B	15'	Moist to Wet	Low	Excellent	Evergreen; white fragrant flowers in late spring; grows best in partial shade (understory and edge of forest tree). 	
<i>Halesia diptera</i>	Silverbell	20'-30'	10'-20'	Pyramidal vase	C	10'	Well-drained	Low	Moderate	Container or above-ground planter; patio or deck; specimen; understory street tree.	
<i>Ilex cassine</i>	Dahoon Holly	25'-30'	10'-15'	Upright, dense	C	10'	Varied	Medium	Excellent	Evergreen; red berries; wildlife value.	
<i>Ilex decidua</i>	Possum Haw	10'-15'	10'-15'	Round Vase	C	None	Varied	Medium	Moderate	Deciduous; stabilizes banks; patio tree.	
<i>Ilex vomitoria</i>	Yaupon Holly	15'-20'	15'-20'	Rounded vase	C	None	Varied	High	Excellent	Evergreen; very adaptable to sites and pH; 'Pendula' is weeping form.	

Botanical Name	Common Name	Mature Height	Mature Spread	Growth Habit	Spacing Category	Electric Line Offset	Soil Moisture	Drought Tolerance	Wind Resistance	Notes	Conspicuous Flowers	
											Edible Fruit or Nuts	
<i>Juniperus silicicola</i>	Southern Red Cedar	30'-40'	20'-30'	Conical to open	B	15'	Varied	High	Moderate	Evergreen; fine needles, dense foliage, fast growth, good buffer plant;very adaptable; wildlife value.		
<i>Juniperus virginiana</i>	Eastern Red Cedar	40'-50'	10'-25'	Oval to pyramidal	B	15'	Varied	High	Moderate	Evergreen; windbreak and screen; wildlife value.		
<i>Magnolia grandiflora</i> x “Little Gem”	Little Gem	20'-40'	15'-20'	Upright, Pyramidal	C	10'	Well-drained	Medium	Excellent	Evergreen; large, white, fragrant flowers in late spring.		
<i>Magnolia virginiana</i>	Sweetbay	40'-50'	15'-25'	Columnar or rounded vase	B	15'	Moist to Wet	Medium	Excellent	Semi-evergreen; white showy fragrant flowers in summer.		
<i>Malus angustifolia</i>	Southern Crabapple	20'-25'	20'-25'	Rounded	C	10'	Moist to Dry	High	Moderate	Deciduous; fragrant pink flowers in spring; wildlife value.		
<i>Osmanthus americanus</i>	Devilwood	15'-25'	10'-15'	Vase	C	None	Varied	Medium	Moderate	Fragrant spring bloom: good hammock and street tree.		
<i>Ostrya virginiana</i>	Eastern Hophornbeam	30'-40'	25'-35'	Oval, rounded	B	15'	Varied	High	Excellent	Deciduous; wildlife value; good form and attractive orange to grayish brown bark; fall color; tolerant of poor soil.		
<i>Oxydendron arboreum</i>	Sourwood	25'-35'	25'-35'	Pyramidal	B	15'	Varied	Medium	Moderate	Deciduous; fragrant white raceme flowers in spring and summer; specimen tree with branches that droop toward the ground forming a graceful outline.		
<i>Prunus angustifolia</i>	Chickasaw Plum	20'-25'	10'-20'	Rounded	C	None	Varied not Wet	High	Moderate	Early spring bloom; white showy flowers; deciduous tree; salt tolerant; wildlife value; can be weedy.		
<i>Prunus umbellatta</i>	Flatwoods Plum	15'-20'	15'-20'	Rounded	C	None	Varied not Wet	Medium	Excellent	Deciduous tree; white showy flowers late winter to early spring; low salt tolerance; wildlife value.		
<i>Quercus chapmanii</i>	Chapman Oak	20'	20'	Rounded	B	None	Varied	High	Excellent	Shrubby oak; best on sandhill and coastal area.		
<i>Quercus incana</i>	Bluejack Oak	20'	30'	Rounded	B	None	Varied	High	Excellent	Attractive blue green foliage.		
<i>Quercus myrtifolia</i>	Myrtle Oak	15'-35'	15'-30'	Rounded	C	10'	Varied	High	Excellent	Shrubby oak; oak scrub, pine flatwoods to sandy ridge; short lived; wildlife value.		
<i>Quercus stellata</i>	Sand Post Oak	20'-40'	15'-25'	Irregular	B	15'	Varied	High	Excellent	Slower growing of the white oaks; ultimate drought resistant tree; gnarled ‘hangmans’ tree in xeric settings.		
<i>Rhamnus caroliniana</i>	Buckthorn	15'-20'	10'-15'	Oval, upright	C	None	Varied	Medium	Moderate	Colorful fruit; can be weedy; wildlife value.		
<i>Salix caroliniana</i>	Coastal Plain Willow	30'	20'-25'	Round, spreading	B	15'	Wet	Medium	Poor	Small deciduous or shrub-like tree; efficient for erosion control along lakes and streams.		

Botanical Name	Common Name	Mature Height 	Mature Spread 	Growth Habit 	Spacing Category 	Electric Line Offset 	Soil Moisture 	Drought Tolerance 	Wind Resistance 	Notes 	<div>Conspicuous Flowers </div> <div>Edible Fruit or Nuts </div>
NON-NATIVE UNDERSTORY TREES											
<i>Citrus spp.</i>	Orange, Lemon, Grapefruit	15'	20'	Spreading	B	None	Well-Drained	Medium	Moderate	Evergreen; many varieties; fragrant white blossoms in spring; prone to 'greening' disease. Some species being evaluated for invasiveness.	
<i>Cupressocyparis leylandii</i>	Leyland Cypress	25'-35'	15'-25'	Columnar	C	10'	Varied	Medium	Poor	Evergreen; very prone to canker.	
<i>Diospyros kaki</i>	Japanese Persimmon	20'-30'	20'	Round, upright	C	10'	Varied	Medium	Moderate	Excellent fruiting tree for ornamental use and makes an excellent specimen.	
<i>Elaeocarpus decipiens</i>	Japanese Blueberry	25'-35'	10'-15'	Upright, narrow	B	15'	Well drained	Medium	Moderate	Excellent screening or buffer, good street tree. Small white flowers with small deep blue fruit. Leaves have bronze-red color on new growth; good replacement for East Palatka holly.	
<i>Eriobotrya japonica</i>	Loquat	20-30'	30'-35'	Round, vase	B	15'	Varied	Medium	Moderate	Evergreen; edible fruit.	
<i>Ilex x attenuata</i> 'Eagleston'	Eagleston Holly	20'-25'	6'-10'	Columnar, Pyramidal	C	None	Moist	Medium	Excellent	Evergreen; good substitute for 'East Palatka' Holly.	
<i>Lagerstroemia indica</i>	Crape Myrtle	10'-30'	15'-25'	Vase	C	None	Varied	High	Excellent	Deciduous; many cultivars available; select by mature height before color.	
<i>Ligustrum japonicum</i>	Waxleaf Privet	10'-15'	15'-20'	Oval, round	B	None	Varied	High	Moderate	Specimen tree in landscape.	
<i>Magnolia soulangeana</i>	Saucer Magnolia	10'-15'	10'	Vase	C	10'	Varied	Low	Poor	Specimen; needs protection from afternoon sun; prone to scale.	
<i>Magnolia stellata</i>	Star Magnolia	10'-15'	10'	Vase	C	None	Varied	Medium	Poor	Specimen; needs protection from afternoon sun; prone to scale.	
<i>Parkinsonia aculeata</i>	Jerusalem Thorn	15'-20'	20'-25'	Vase, spreading	B	None	Varied	High	Excellent	Needle-like leaves; yellow flowers; good for xeric site.	
<i>Prunus campanulata</i>	Taiwan Flowering Cherry	20'-30'	15'-20'	Rounded, vase	B	15'	Varied	Medium	Moderate	Best flowering cherry for deep south; showy pink flowers; prone to shot hole fungus in summer.	
<i>Tabebuia spp.</i>	Trumpet tree	25'-35'	25'-35'	Oval, round	B	15'	Varied	High	Poor	Deciduous; showy pink or yellow flowers in spring.	

Botanical Name	Common Name	Mature Height 	Mature Spread 	Growth Habit 	Spacing Category 	Electric Line Offset 	Soil Moisture 	Drought Tolerance 	Wind Resistance 	Notes 	<div>Conspicuous Flowers </div> <div>Edible Fruit or Nuts </div>
PALMS AND CYCADS											
<i>Bismarkia nobilis</i>	Bismark Palm	30-60'	10' - 20'	Upright Palm	C	10'	Varied	High	Excellent	Solitary massive palm with blue-green foliage to bronze-green with a slight red edge. Drought tolerant with no major pests.	
<i>Butia capitata</i>	Pindo Palm	15'-25'	10'-15'	Upright Palm	D	8'	Varied	High	Excellent	Graceful green./blue to silver foliage; fruit can be made into jelly.	
<i>Chamaerops humilis</i>	European Fan Palm	10'-15'	10'-15'	Cluster Palm	D	8'	Varied	High	Excellent	Clustering palm; palmate with deeply dissect fronds; green, blue-green or silvery green fronds; slow growing.	
<i>Cycas circinalis</i>	Queen Sago	10'-20'	10'-15'	Palm-like	D	8'	Varied	High	Moderate	Graceful fronds; not cold hardy.	
<i>Livistonia chinensis</i>	Chinese Fan Palm	30'-50'	5'-10'	Upright Palm	D	8'	Varied	High	Excellent	Slow growing; good alternative to <i>Washingtonia robusta</i> .	
<i>Sabal causiarum</i>	Hat Palm	50'	10'-15'	Upright Palm	D	8'	Varied	High	Excellent	Solitary , imposing palm with massive trunk. Drought tolerant. Pest problems are leaf hoppers and susceptible to ganoderma.	
<i>Sabal palmetto</i> 	Cabbage Palm	30'-80'	10'-15'	Upright Palm	D	8'	Varied	High	Excellent	State tree of Florida; heart of palm is edible, known as "swamp cabbage." Native.	
<i>Phoenix canariensis</i>	Canary Island Date Palm	40'-60'	15'-25'	Upright, long fronds	C	10'	Varied	High	Excellent	Large, stately palm; needs ample room; heavy feeder. Use with caution; susceptible to disease.	
<i>Phoenix reclinata</i>	Senegal Date Palm	25'-30'	10'-20'	Upright, long fronds	C	10'	Varied	High	Excellent	Multi-trunk palm with graceful, arching fronds.	
<i>Phoenix dactylifera</i>	Date Palm	60'-100'	15'	Upright, long fronds	C	10'	Varied	High	Excellent	Edible fruit. Use with caution; susceptible to disease. 'Medjool' is preferred.	
<i>Trachycarpus fortunei</i>	Windmill Palm	20'-40'	5'-10'	Upright, short fronds	D	8'	Varied	Medium	Moderate	Dense fibrous trunk with fan shaped fronds; slow grower.	
<i>Washingtonia filifera</i>	Desert fan palm California fan & Petticoat palm	50'	10'-15'	Upright Palm	C	10'	Varied	High	Excellent	Solitary robust palm unlike the Mexican Washintonia it does not get as tall but the trunk is much thicker. No major pest problems but susceptible to Phytophthora bud rot.	